

FROM DANDUX . . .

TOP QUALITY TRUCKS, BASKETS & HAMPERS FOR MATERIALS HANDLING



CONTENTS

Item	Page
Bag Holder	14
Basket, All Purpose, Round	14
Baskets, Extra Duty	3
Boxes	16
Box Truck	11
Bulk Handling Truck	8
Bulk Shelf Truck	9
Elevated Trucks, Baskets	4
Extractor Trucks	5
Fiberglass Trucks	15
Flatwork Ironer Trucks	
Flare Trucks	11
Frames, Frame Trucks	6
Hospital Trucks	6
Lifts	3, 7, 14
Liners, Replacement, Fabric	3, 7
Liners, Replacement, Poly	7
Liners, Sanitary	3
Multi-Purpose Trucks	5
Outlift Trucks	7
Poly Frame Trucks	6
Postal Spec Trucks	5
Shipping Hampers	14
Standard Trucks, Baskets	4
Step Trucks	11
Sorting System	14
Taper Trucks	10
Tilt Trucks	12, 13
Work Bench	14

Five Sound Business Reasons To Specify Dandux Products!

Quality Products

All Dandux* products are made with the best materials available. All workmanship inspected before shipment to assure delivery of highest quality products.

Cost Effectiveness

Dandux products are rugged, long lasting, hence cost effective. When you own a Dandux product you have the very best available per dollar invested.

Broad Product Line

C.R. Daniels has the largest, most complete line of trucks, baskets and hampers, over 300 standard types and sizes. Stock items shipped *fast*, often the next day!

Customized Know-How

C.R. Daniels maintains a nationwide force of thoroughly trained Territorial Managers. These Managers are backed by years of experience in material handling systems.

Dealer Network

We're lucky . . . we have the industry's best network of dealers nationwide. These dealers are professional businessmen who carry the best, the Dandux line!

GENERAL INFORMATION

- Glosstex*, a vinyl coated fabric, is used widely in Dandux fabric trucks. The fabric has a smooth, glossy, snagless surface; dirt and grease wipe off easily.
- Poly liners and poly trucks comply with Federal flammability regulations 16CFR1500.3 and CFR 1500.44 as not a flammable solid.
- Any Dandux plastic product shown in this catalog can be made with FDA accepted resins for food/pharmaceutical uses. The special Poly Taper Truck (51-1300) shown on page 10 is already listed in USDA Bulletin MP1-2.
- This catalog is for general information purposes only. We reserve the right to make changes without notice in materials, equipment, models, colors and specifications.
- Neither manufacturer nor seller shall be liable for any injury, loss or damage, direct or consequential, out of misuse of or the inability to use the product.
- This catalog provides an overview of the most widely used Dandux products. Be sure to check the back page for information on the range of customized products offered by C.R. Daniels.
- Custom products, stenciled units, fabric trucks in colors other than white canvas or yellow Glosstex and modified poly trucks are not subject to return.

COLOR OPTIONS FROM DANDUX

Colors to brighten, colors to enhance the work environment, colors to code by department or specific use . . . colors . . . another extra dimension when specifying Dandux products.

All six colors shown on right are available for Dandux Poly Trucks and Tanks, no minimums required. Additionally, C.R. Daniels can match your own specific color. Minimum quantities may apply.

For most Dandux fabric trucks, you can select from the standard colors, white (heavy duty canvas) or yellow Glosstex (heavy duty vinyl coated fabric). As an option, most fabric trucks are also available in the five additional Glosstex colors shown on the right. Minimum quantities apply.

*Dandux and Glosstex are registered trademarks of C.R. Daniels, Inc.



DANDUX EXTRA DUTY TRUCKS

For over 65 years, Dandux trucks have been the nation's most widely used, most cost effective fabric hand trucks. Prime reason: Dandux quality—quality which translates into durability, long life, cost effectiveness.

Dandux trucks are found in laundry and dry cleaning establishments, in textile mills, garment plants, hotels, motels, hospitals, commercial buildings, libraries, locker rooms, mail rooms, construction sites. They're ideal for movement of materials from trash to cash, from metal parts to delicate linens.

Frame for the Extra Duty Truck (Series 40-700) is made of high tensile, electro-welded spring steel. Bottom is welded plated flat steel bolted to kiln-dried hardwood runners and caster boards.

Casters, all top quality rubber with thread guards, are available in four caster patterns (see page 15). Caster size and truck dimensions shown in Table 1.

For the fabric body, there's a choice of heavy duty white canvas or bright yellow Glosstex. All critical wear points, including top rim, are reinforced with split leather. There are fabric handles on both ends making the truck easy to pull, a pocket for a control or inventory card.

Custom fabrication is available in Glosstex fabrics: red, green, blue, gray or white. Minimum six trucks per color per bushel size.

The Extra Duty Basket (Series 40-100) has all the quality features of the Extra Duty Truck except casters and caster boards.

Extra Duty Trucks and Baskets can be nested to save valuable space when not in use.

When ordering, specify series number, bushel size, fabric type, quantity, caster pattern (for truck) and options desired.



Canvas Fabric

Glosstex Fabric

Table 1 — Extra Duty Truck & Basket

VOLUME BUSHELS	DIMENSIONS, TOP ID*			TRUCK CASTER SIZE	OVERALL HEIGHT	
	L (TOP)	W (TOP)	DEPTH		TRUCK	BASKET
6	30"	20"	20 1/2"	2 1/2"	26 1/4"	22"
8	34"	22"	23"	2 1/2"	28 3/4"	24 1/2"
10	36"	24"	25"	2 1/2"	30 1/2"	26 1/2"
12	36"	26"	27 1/2"	3"	33 3/4"	29"
14	40"	28"	27 1/2"	3"	33 3/4"	29"
16	40"	28"	30"	3"	36 1/2"	31 1/2"
18	42"	30"	30"	3"	36 1/2"	31 1/2"
20	48"	32"	30"	3"	36 1/2"	31 1/2"
24	54"	34"	30"	4"	37 1/2"	31 1/2"

* All dimensions nominal.



Extra Duty Basket

OPTIONAL ACCESSORIES


Replacement Liners

(Series 40-65) Fabric liners, either white canvas or yellow Glosstex, restore trucks where frame and casters are in good condition. Liners have rustproof grommets in reinforced hem for lacing to frame.



Platform Lift

Makes loading and unloading easier, faster by keeping merchandise moving up. Two types: (1) plywood (Series 40-890), (2) yellow Glosstex covered metal frame, canvas covered springs (Series 40-897).




Sanitary Cap

(Series 40-87) Acts as cover to protect truck or basket contents from dust or dirt while in transit or storage. Cap is white, long-lasting nylon fabric; it's held in place with elastic band. Available 6 thru 20 bu.



Sanitary Liners

White nylon liner with elastic cord in hem. Perfect for soiled linen; liner can be removed and washed along with linen. Available in 6 thru 20 bu. size with flap-over cover (Series 40-85F) or without flap (Series 40-85).



ELEVATED TRUCKS – BASKETS



Elevated Truck
Fabric Body



Elevated Basket
Fabric Body



Elevated Truck
Poly Body

Dandux Elevated Trucks are perfect for dry cleaning establishments, coin-op laundries, cut and sew operations, toy factories, retail stores and wherever aisles are narrow, space limited. Most important, Dandux Elevated Trucks are great work savers . . . they eliminate bending or stooping to reach contents on the bottom of the truck.

There are two types of Elevated Trucks:

(1) Fabric body (Series 40-130C). Choice of white canvas or yellow Glosstex, reinforced at all wear points. Frame is high tensile spring steel, electro-welded at all intersections. Liner support is plated, flat steel welded at crosspoints. Caster boards are kiln-dried hardwood, stem casters are 3" rubber, swivel only. Dimensions shown in Table 2.

(2) Poly body (Series 51-130P). The body, made of high quality polyethylene, is bolted to rugged painted metal tubular frame. Casters are 3" top quality rubber, swivel only. Standard body color, natural (soft white). Other colors . . . red, blue, green, yellow and gray. Dimensions shown Table 3. The Poly Truck can be shipped UPS.

Also available, an Elevated Basket with a choice of white canvas or yellow Glosstex body (Series 40-130). Inside dimensions are the same as the Elevated Truck.

As an option, the fabric Truck & Basket are available in other colors of Glosstex fabric . . . red, blue, gray, green and white. Minimum quantity, 6 units per size per color.

When ordering, specify series number, bushel size, fabric type, or color for poly body, and quantity.

Table 2 – Elevated Truck & Basket, Fabric

VOLUME BUSHELS	DIMENSIONS, ID*			CASTER SIZE	OVERALL HEIGHT	
	L (TOP)	W (TOP)	DEPTH		TRUCK	BASKET
2	24"	14"	13 1/4"	3"	30"	26"
3	26"	18"	14 1/4"	3"	30"	26"
4	26"	18"	18 1/4"	3"	30"	26"
6	30"	20"	20 1/2"	3"	30"	26"

Table 3 – Elevated Truck, Poly

VOLUME BUSHELS	DIMENSIONS, ID*			CASTER SIZE	OVERALL HEIGHT	
	L (TOP)	W (TOP)	DEPTH		TRUCK	BASKET
4	26"	18"	18 1/4"	3"	29 1/4"	
6	29"	19 1/2"	21"	3"	32 1/4"	

* All dimensions nominal.

STANDARD TRUCKS – BASKETS



Standard Truck



Standard Basket

The Standard Truck (Series 40-800) is a money-saving model designed for medium loads. Construction: high tensile electro-welded spring steel, flat steel bottom, hardwood runners and caster boards.

Select from four caster patterns (see page 15). Standard casters are polyolefin.

For the body, there's a choice of two fabric types: white canvas or gray vinyl. The top rim is reinforced with a wear band. Dimensions shown in Table 4.

Standard Baskets (Series 40-120) are identical in dimensions and bushel sizes with Standard Trucks. Basket is available in sizes 2 thru 20 bushels, truck from 6 thru 20 bushels.

Options: (see Optional Accessories, page 3).

When ordering, specify series number, bushel size, caster pattern (for truck), fabric type, quantity and options desired.

Table 4 – Standard Truck & Basket

VOLUME BUSHELS	DIMENSIONS, ID*			CASTER** SIZE	OVERALL HEIGHT	
	L (TOP)	W (TOP)	DEPTH		TRUCK	BASKET
2	24"	14"	13 1/4"	—	—	14 1/2"
3	26"	18"	14 1/4"	—	—	15 1/2"
4	26"	18"	18 1/4"	—	—	19 1/2"
6	30"	20"	20 1/2"	2 1/2"	26 1/4"	22"
8	34"	22"	23"	2 1/2"	28 3/4"	24 1/2"
10	36"	24"	25"	2 1/2"	30 1/2"	26 1/2"
12	36"	26"	27 1/2"	3"	33 3/4"	29"
14	40"	28"	27 1/2"	3"	33 3/4"	29"
16	40"	28"	30"	3"	36 1/2"	31 1/2"
18	42"	30"	30"	3"	36 1/2"	31 1/2"
20	48"	32"	30"	3"	36 1/2"	31 1/2"

* All dimensions nominal. ** Polyolefin Casters

MULTI-PURPOSE TRUCKS

The Extractor Truck (Series 40-500), an exceptionally long truck first developed for wet linen dropped from a laundry extractor is now used for a variety of heavy duty applications.

Frame is made of rust resistant high tensile spring steel, electro-welded at all intersections. Bottom is plated flat steel welded at crosspoints bolted to kiln-dried hardwood runners and caster boards.

For fabric body, a choice of heavy white canvas or yellow Glosstex liner. The liner, laced to the frame, is easy to remove for cleaning. Replacement liners available in canvas (Series 40-500L) or Glosstex (Series 40-500GL). The liner is shipped unattached.

Casters are hard composition with thread guards. Select from four caster patterns (page 15). Dimensions, Table 5.

Options: Plywood lift (Series 40-500PP) or metal frame Glosstex covered (Series 40-500GP).

When ordering, specify series number, style number, fabric type, quantity and optional platform.

Flatwork Ironer Trucks are used primarily in laundries to feed bulky items like sheets, linens and draperies into a flatwork ironer. Frame is high tensile electro-welded spring steel. Bottom is plated flat steel bolted to kiln-dried hardwood runners and caster boards.

The four-sided truck (Series 40-752) is made with yellow Glosstex reinforced at wear points with split leather. Truck comes with two fabric handles, card pocket and platform lift, a metal frame enclosed in Glosstex fabric with 8 metal springs in white canvas sleeves. Dimensions, Table 6.

Replacements available: liner (Series 40-752GL), platform lift, either metal frame Glosstex covered (Series 40-752GP), or plywood (Series 50-752PP).

The Open End Flatwork Ironer Truck (Series 40-955) has a yellow Glosstex body laced to the frame. Truck comes with platform lift, an electro-welded metal frame enclosed in Glosstex fabric with 12 springs in white canvas sleeves. Dimensions, Table 7. The liner is shipped unattached.

Replacement available: Glosstex liner (Series 40-955GL); platform lift, either metal frame Glosstex covered (Series 40-955GP) or plywood (Series 40-955PP). For both Flatwork Trucks, casters are all swivel, top quality rubber with thread guards.

When ordering, specify series number, style number and quantity.

Table 5 – Extractor Trucks

STYLE NUMBER	VOLUME BUSHELS	DIMENSIONS, ID*			CASTER SIZE	OVERALL HEIGHT
		L (TOP)	W (TOP)	DEPTH		
1	20	60"	32"	24"	4"	31 3/4"
2	22	60"	32"	27 1/2"	4"	35 1/4"
3	26	70"	32"	27 1/2"	4"	35 1/4"

Table 6 – Flatwork Trucks

STYLE NUMBER	VOLUME BUSHELS	DIMENSIONS, ID*			CASTER SIZE	OVERALL HEIGHT
		L (TOP)	W (TOP)	DEPTH		
1	10	44"	23"	23"	4"	31"
2	11	50"	23"	23"	4"	31"
3	15	56"	23"	23"	4"	31"

Table 7 – Open End Trucks

STYLE NUMBER	VOLUME BUSHELS	DIMENSIONS, ID*			CASTER SIZE	OVERALL HEIGHT
		L(TOP)	W(TOP)	DEPTH		
1	26	84"	26"	23"	4"	30"

*All dimensions nominal.



Extractor Truck



Flatwork Truck



Open End Truck



Postal Specification Truck - 18 Bushel



Postal Specification Truck - 8 Bushel

POSTAL SPECIFICATION TRUCKS

Over a million Postal Trucks are in use every day in corporate mail rooms, government agencies, mail order houses. C.R. Daniels makes commercial versions of this truck that meets or exceeds the rigid specification of the U.S. Postal Service. They're also used for order picking and specialized heavy-duty jobs like recycling of paper.

Postal Specification Trucks are available in two sizes: 18 bu. (Series 40-1046) and 8 bu. (Series 40-1033). Frame for both trucks is made of high tensile electro-welded spring steel. The bottom is welded, plated flat steel bolted to kiln-dried hardwood runners and caster boards. Dimensions, Table 8.

The white canvas liner is reinforced at all wear points; corner seams are riveted for extra strength. The liner, laced to the frame, is free floating for complete dumping. Replacement liners available.

The 18 bushel truck has six 4" casters: four swivel, two stationary and shimmed to give 1/2" tilt for ease of movement over door sills, loading docks. The 8 bushel truck has four 3" casters, 2 swivel, 2 stationary, diamond pattern. Casters are durable hard rubber composition with thread guards.

Options: A metal frame platform lift enclosed in white canvas with shock cords and "S" hooks for both 18 bushel truck (Series 40-1046LD) and 8 bushel truck (Series 40-1033LD).

Another option for 18 bushel truck: a plywood platform lift made to Postal Specs bolted to outside bottom of canvas liner with shock cords and "S" hooks (Series 40-1046LL).

An economy version, the 18 bushel Workhorse, is available (Series 40-580).

When ordering, specify series number, quantity and options desired.

Table 8 – Postal Specification Trucks

SERIES NUMBER	VOLUME BUSHELS	DIMENSIONS, ID*			CASTER SIZE	OVERALL HEIGHT
		L (TOP)	W (TOP)	DEPTH		
40-1033	8	35"	26"	21"	3"	27"
40-1046	18	44"	31"	29"	4"	37 1/2"
40-580	18	44"	31"	29"	4"	37 1/2"

* All dimensions nominal.

TRUCK AND BASKET FRAMES



Frames for Trucks or Baskets can be purchased separately as replacements or in conjunction with fabric or poly liners.

Frames are made from strong, durable electro-welded spring steel. Base is plated flat steel, welded at the intersection points, plus kiln-dried hardwood runners and caster boards.

Two types of frames are available:

(1) Plated frame for moist environments. Examples: pickup and laundering of linens. Truck has top quality rubber casters and thread guards (Series 40-1100), or without casters (40-111).

(2) An economy version—unplated—for indoor use in plants, mail rooms and warehouses. The truck comes with top quality rubber casters and thread guards (Series 40-3100) and without casters (40-311). For the truck, there are four caster patterns (see page 15). Dimensions, Table 11.

When ordering frames, specify series number, bushel size, caster pattern and quantity.

POLY FRAME TRUCKS



The Dandux Poly Frame Truck is a combination of two basic components, a truck frame (see above) and a separate poly liner. The smooth surfaced liner, which is easy to remove, wash or sanitize, is available in six decorator colors and three wall thicknesses. The colors: red, green, yellow, blue, gray and natural (soft white). Wall thickness:

WEIGHT FACTOR	HEAVY	MEDIUM	LIGHT
WALL THICKNESS	.225"	.190"	.125"

The Poly Liner is available with a plated frame for use in wet and moist environments (Series 51-650). For moisture-free uses, the Poly Liner and unplated truck frame is available (Series 51-600).

There are four caster patterns from which to select (see page 15). Casters are top quality rubber with thread guards.

Dimensions for both plated and unplated trucks shown in Table 9.

Options include . . .

- two types of platform lifts, metal frame covered with rigid white plastic (Series 51-0127) or white Glosstex fabric (Series 51-0128).
- a rigid ABS plastic lid (except 8 bu.) (Series 51-125).
- a nylon fabric cover with elastic band (Series 40-87).

When ordering, specify series number, bushel size, wall thickness, caster pattern, color, quantity and options desired.

Table 9 – Poly Frame Trucks

VOL. BU.	DIMENSIONS*						CASTER SIZE	OVERALL HEIGHT
	L (TOP) ID	W (TOP) OD	DEPTH ID	W (TOP) ID	DEPTH OD	OD		
6	29"	32"	19"	22"	21"	21 1/4"	2 1/2"	26 3/4"
8	33"	36"	21"	24 1/4"	23"	23 1/4"	2 1/2"	29 1/4"
10	35"	38"	23"	26"	25"	25 1/4"	2 1/2"	31 1/4"
12	35"	38"	25"	28"	28"	28 1/4"	3"	34 1/4"
14	39"	42"	27"	30"	28"	28 1/4"	3"	34 1/4"
16	39"	42"	27"	30"	30 1/2"	30 3/4"	3"	37"
20	47"	50"	31"	34"	30 1/2"	30 3/4"	3"	37"

* All dimensions nominal.

HOSPITAL TRUCKS



Dandux Hospital Trucks and Baskets are a combination of two basic components, a heavy duty fabric liner faced to a truck frame. The liner, with a double row of rust resistant grommets in a reinforced hem, is easily unlaced for laundering or sanitizing.

Liners for both the Hospital Truck or Basket are available in white canvas or yellow Glosstex (Series 40-65). Liners are shipped unattached. There are two types of metal frames to select from when ordering Hospital Trucks: one has a plated frame for use in wet and moist environments (Series 40-1100), the other an unplated frame (Series 40-3100) for indoor moisture-free uses.

Same is true for Hospital Baskets: plated frame (Series 40-111) or unplated frame (Series 40-311). Both truck and basket tapered for nesting. Dimensions, see Table 10. Casters are top quality rubber with thread guards. Caster patterns, page 15.

Options include . . .

- platform lifts, plywood base (Series 40-890) or metal-frame Glosstex fabric (40-897).
- sanitary nylon cap with elastic band (40-87).
- sanitary liner with or without flap (Series 40-85).
- five other Glosstex colors for the liner: red, green, blue, gray or white. Minimum, 6 trucks per color per truck size.


When ordering, specify series number for liner and frame, bushel size, fabric type, caster pattern and options desired.

Table 10 – Hospital & Outlift Trucks

VOLUME BUSHELS	DIMENSIONS, TOP ID*			CASTER SIZE	OVERALL HEIGHT	
	L (TOP) W (TOP) DEPTH	TRUCK	BASKET			
6	30"	20"	20 1/2"	2 1/2"	26 1/4"	22"
8	34"	22"	23"	2 1/2"	28 3/4"	24 1/2"
10	36"	24"	25"	2 1/2"	30 3/4"	26 1/2"
12	36"	26"	27 1/2"	3"	33 3/4"	29"
14	40"	28"	27 1/2"	3"	33 3/4"	29"
16	40"	28"	30"	3"	36 1/2"	31 1/2"
18	42"	30"	30"	3"	36 1/2"	31 1/2"
20	48"	32"	30"	3"	36 1/2"	31 1/2"

* All dimensions nominal.

REPLACEMENT LINERS



Poly Liner

Dandux Poly Liners have two basic uses:

- (1) stand-alone container or
- (2) replacement for worn-out bodies for the Extra Duty, Standard, Hospital, Poly Frame Truck or Basket.

Poly Liners are available for all bushel sizes, 6 to 20 except 18.

The Liner is simply placed in the truck or basket frame of the same bushel size. Poly Liners, made of top quality polyethylene, are smooth surfaced, easy to clean and sanitize.


To accommodate your needs, Poly Liners come in 3 weights:

WEIGHT FACTOR	HEAVY	MEDIUM	LIGHT
SERIES NUMBER	51-72	51-73	51-74**
WALL THICKNESS*	.225"	.190"	.125"

* Wall Thickness Nominal ** Not recommended for stand-alone use.

Dimensions for Poly Liners shown in Table 9.

Standard color, natural (soft white). Other colors available . . . red, blue, gray, yellow, green. When ordering, specify series number, bushel size, color and quantity.



Fabric Liner

Dandux Fabric Liners (Series 40-65) are used as replacements for worn-out or soiled bodies for the Extra Duty, Standard and Hospital Trucks or Baskets. These replacement liners fit all bushel size trucks and baskets from 6 thru 24 bushels. As long as the frame is in good condition, the replacement liner will restore the usefulness of a used truck or basket. The old fabric can be removed or left in place as extra support for the new liner.

Two heavy-duty liners are available—white canvas or yellow Glosstex. Both types come with a double row of rustproof grommets in a reinforced hem plus a strong rope for lacing to the top rim.

Options: Liners in other Glosstex colors . . . red, green, white, gray or blue. Minimum: six liners per color per size.

When ordering, specify series number, bushel size, fabric type and quantity.

OUTLIFT TRUCK



The Outlift Truck has a platform lift with shock cords outside the truck's fabric body. When empty, the body is compressed with the fabric bottom pulled up to the truck's top. As the truck is loaded, the fabric body bottom is gradually extended downward. When unloading, the process is reversed.

Prime advantages with the lift on the outside: operators can see the bottom when unloading thus assuring that all contents, large and small, have been removed; there's no place for small parcels or fine fabric to fall under the lift. Most important, it's ergonomically sound, eliminates need for operators to bend over, lean into the truck.

The platform lift is a metal frame—fabric covered. The Outlift Truck is available with a plated frame for wet, moist environments (Series 40-1100F) and unplated frame (40-3100F) for non-wet uses. Truck dimensions exactly the same as Hospital Truck (see left).

When ordering, specify series number, bushel size, fabric type, caster pattern, quantity and options desired.

POLY LINER — WIRE MESH

Dandux Poly Liner (Series 51-7116) makes an open-mesh wire truck a completely enclosed container. The liner, made with polyethylene, has a smooth surface; it is easily cleaned and sanitized.

One typical application—using the liner in a wire mesh laundry extractor truck. The Poly Liner eliminates snagging of large linen items, like bed sheets, in the wire mesh. Small items, like face cloths, can't fall through the mesh . . . no rewash or loss.

Since the Poly Liner covers all metal surfaces, it eliminates potential for rust spots on all linens, damp or dry. The smooth surface of the Poly Liner assures complete dumping without having to tug at wet linen caught in the mesh . . . another saving in time.

The Dandux Poly Liner comes complete with hardware to secure it to the top of an existing wire mesh truck. Truck dimensions into which the Poly Liner fits shown in Table 11. Standard color, natural (soft white). Other colors . . . red, blue, yellow, green and gray.

When ordering, specify series number, color and quantity.



Table 11 — Poly Liner for Wire Mesh Truck

SERIES NUMBER	LINER VOLUME BUSHELS	DIMENSIONS OF WIRE MESH TRUCK*		
		L (OD)	W (OD)	D (ID)
51-7116	24	60"	35"	31"

* All dimensions nominal.

POLY BULK HANDLING TRUCK



Poly Bulk Handling Truck

Dandux Poly Bulk Handling Trucks (Series 51-1400, 2400) are the most cost-effective bulk handling trucks available. They're ideal for starting a new material handling system, expanding an existing facility, replacing old worn out hand trucks or simply to increase productivity. The trucks are used for everything from transporting soiled linens in hotels and hospitals, moving library books to bulk removal of bagged waste material.

Prime reasons for its wide acceptance: It provides (1) more capacity per unit of floor space and (2) greater payload per trip than with smaller trucks. All this results in fewer trips, lower cost per trip, increased productivity.

The Poly truck body, made from high quality polyethylene resin rotationally molded, is tough, durable. The body is seamless, smooth surfaced. The truck comes with bottom drain holes, making it easy to clean and sanitize.

Dandux Poly Bulk Handling Trucks are available in a range of standard colors to match decor or for color coding. Standard colors: yellow, red, green, blue, gray and natural (soft white). Custom colors available, minimum quantities may apply.

Casters are heavy duty 6" quiet rolling, top quality rubber with thread guards. Standard caster patterns: all swivel (Style 20), or 2 swivel, 2 stationary (Style 60), both corner mounted. The Poly Truck body is bolted to a rugged, rust resistant full perimeter steel dolly base. Dimensions are shown in Table 12.

In addition to the basic truck, the Poly Bulk Handling Truck is available with a security closure system. Components of the system: a split top, a front drop panel and a hasp engaging top and front for padlocking. Both top and front panel are made of tough, metal-reinforced white plastic.

When ordering, specify series number, color, caster pattern, quantity and options desired.

Optional Accessories

Hanger bar, pushbar, handholes, white vinyl fabric dust cover, card holders, wheel brakes, swivel lock, plus other caster sizes and types.

Table 12 - Poly Bulk Handling Truck

SERIES NUMBER	VOLUME		DIMENSIONS, OD*			CASTER SIZE	OVERALL HEIGHT
	BU.	CU'	L	W	D		
51-1400	30	39	48 1/4"	29"	48"	6"	56"
51-1800	24	30	42"	28 1/4"	51"	6"	58 1/2"
51-2300	38	47	42"	28 1/2"	68"	6"	76"
51-2400	39	48	48 1/4"	29"	59 1/2"	6"	67"
51-2500	47	58	48 1/4"	36"	59 1/2"	6"	67"

*All dimensions nominal. For security closure, add 1 1/2" to width for hasp in front; add 1/2" to overall height.



Poly Bulk Truck with Security Option

CUSTOM MODIFICATIONS OF TRUCKS

Shown on right are three examples of custom modifications available on Dandux Trucks.


(Picture 1) Security version of Bulk Shelf Truck has three plastic shelves.

(Picture 2) To form a train, an easy-to-use metal hitch can be applied to base of either bulk truck.

(Picture 3) Bulk Shelf Truck with fabric cover rolled up. Cover is held in front with Velcro strips.



(1) Truck with 3 Shelves



(2) Hitch to Form Train



(3) Roll Up Fabric Cover

POLY BULK SHELF TRUCK

Key to success of the Poly Shelf Truck (Series 51-1401, 2401) . . . ability to do double duty!

Here's how it works. After delivery of merchandise, the 2 wire metal shelves are moved to form a front barrier making the shelf truck a bulk handling truck. One truck to do two jobs cuts cost in half.

Where's it used? In hospitals, hotels, restaurants, commercial laundries to collect soiled linen. After cleaning and sanitizing, shelves are returned to their horizontal position ready for delivery of linen.

Compared to smaller trucks, the Poly Bulk Shelf Truck gives greater capacity per unit of floor space, greater payload per trip. These two benefits plus double duty add up to a substantial increase in productivity.

The truck body, made of high quality polyethylene resin rotationally molded, is tough, durable. The body is seamless, smooth surfaced; it comes with bottom drain holes to facilitate cleaning, sanitizing.

Dandux Poly Bulk Shelf Trucks are available in a range of standard colors to match decor or for color coding. Standard colors: yellow, red, green, blue, gray and natural (soft white). Custom colors available, minimum quantities may apply.

Casters are heavy duty 6" quiet rolling top quality rubber with thread guards. Standard caster patterns, all swivel (Style 20) or 2 swivel, 2 stationary (Style 60), corner mounted. The Poly Truck body is bolted to a rugged, rust resistant steel full perimeter dolly base. Truck dimensions are shown in Table 13.

In addition to the basic truck, the Poly Bulk Shelf Truck is available with a security closure system. Components of the system: a split top, two front doors with hasp for padlocking. Both top and front are made of tough metal-reinforced white plastic.

When ordering, specify series number, color, caster combination, quantity and options desired.



Poly Shelf Truck with Security Option



Poly Bulk Shelf Truck

Optional Accessories

Additional metal or plastic shelves, pushbar, handholes, white vinyl fabric dust cover, roll down white fabric cover with Velcro strips for closure, card holders, wheel brakes, hanger bar, swivel lock plus other caster sizes and types.

Table 13 – Poly Bulk Shelf Truck

SERIES NUMBER	VOLUME		DIMENSIONS, OD*			CASTER SIZE	OVERALL HEIGHT
	BU.	CU'	L	W	D		
51-1401	30	39	48¼"	29"	48"	6"	56"
51-1801	24	30	42"	28½"	51"	6"	58½"
51-2201	30	38	47½"	27½"	54"	6"	62"
51-2301	38	47	42"	28½"	68"	6"	76"
51-2401	39	48	48¼"	29"	59½"	6"	67"

*All dimensions nominal. For security closure, add 1½" to width for hasp in front; add ½" to overall height.

CONVERSION – SHELF TO BULK TRUCK

Prime benefit of the Dandux Poly Bulk Shelf Truck . . . its ability to do double duty. As a shelf truck, you get 3 jumbo spaces for product (Picture 1).

In less time than it takes to push the truck down the hall, the shelves swing down in front to make a bulk truck (Picture 2).

What will it hold? Virtually any product, soiled linen, for example (Picture 3).



(1) Three Jumbo Spaces



(2) Shelves Swing Down



(3) Form Bulk Truck

POLY TAPER TRUCK



Dandux Poly Taper Trucks are made of high quality polyethylene resin, rotationally molded. Finished trucks are tough, durable; they're seamless, smooth surfaced, easy to clean and sanitize with hot water and detergents.

Taper Trucks are ideal for a wide variety of uses: transporting wet laundry and dry cleaning, chemicals, waste material, mail order packages and, in a specialized version, for food processing (see below).

There are two types of Poly Taper Trucks: (1) Standard (Series 51-1200) with plywood base on larger sizes, 12 through 20 bushel. (2) Heavy-duty (Series 51-1100) with plated metal base on all sizes.

Hardware attaching the poly body to the base is encapsulated leaving a smooth metal-free interior surface.

Castors are top quality rubber with thread guards. There are four caster patterns from which to select (see page 15). Dimensions, Table 14.

Taper Trucks are available in six decorator colors: red, green, blue, yellow, gray and natural (soft white). Custom colors available; minimum quantities may apply. A number of optional accessories available (see below).

When ordering, specify series number, bushel size, color, caster pattern, quantity and options desired.

Optional Accessories

Platform Lifts. Lifts make loading, unloading easier, faster. Two types with shock cords: (1) metal frame covered with Glosstex fabric (Series 51-0128), (2) metal frame with rigid plastic (Series 51-0127).

Drain System. Three systems available for draining liquids: (1) a simple capped drain hole, (2) a drain assembly with rubber hose and hook to secure hose when not in use, (3) a wooden drain rack.

Soft Cover. (Series 40-87) Protects product from dust or dirt while in transit or storage. Cap made of white, long-lasting nylon fabric with elastic band. Available 6 thru 20 bushel sizes.

Rigid Cover. (Series 51-125) This lightweight cover is made of tough, white ABS plastic. Available for 6 thru 20 bushel sizes including the special Taper Truck shown below (51-1300).



Table 14 – Poly Taper Trucks

VOLUME BUSHELS	DIMENSIONS*						CASTER SIZE	OVERALL HEIGHT
	L (TOP)		W (TOP)		DEPTH			
	ID	OD	ID	OD	ID	OD		
6	29"	32"	19"	22"	21"	21 1/4"	2 1/2"	24"
8	33"	36"	21"	24"	23"	23 1/4"	2 1/2"	27"
10	35"	38"	23"	26"	25"	25 1/4"	2 1/2"	29"
12	35"	38"	25"	28"	28"	28 1/4"	3"	32 1/2"
14	39"	42"	27"	30"	28"	28 1/4"	3"	32 1/2"
16	39"	42"	27"	30"	30 1/2"	30 3/4"	3"	34 3/4"
18	44"	47"	28"	31"	30 1/2"	30 3/4"	3"	34 3/4"
20	47"	50"	31"	34"	30 1/2"	30 3/4"	3"	34 3/4"

* All dimensions nominal.

TAPER TRUCKS, USDA ACCEPTED

This special version of the Poly Taper Truck (51-1300) is ideal for food and pharmaceutical processing. Resin used and manufacturing techniques accepted by USDA.

Truck surface is easy to clean and sanitize. Hardware attaching the poly body to the caster plates is encapsulated. All surfaces are smooth, corners are rounded. Truck comes with capped drain to facilitate cleaning, sanitizing.

Color, natural (soft white) only. Casters are top quality rubber with thread guards. There are two caster patterns from which to select, all swivel (Style 20) or 2 swivel, 2 stationary (Style 60). Caster sizes and truck dimensions shown in Table 15.

When ordering, specify series number, bushel size, caster pattern and quantity.

Table 15 – Taper Trucks, Food Processing

VOLUME BUSHELS	DIMENSIONS*						CASTER SIZE	OVERALL HEIGHT
	L (TOP)		W (TOP)		DEPTH			
	ID	OD	ID	OD	ID	OD		
6	29"	32"	19"	22"	21"	21 1/4"	3"	24 3/4"
8	33"	36"	21"	24"	23"	23 1/4"	3"	26 3/4"
10	35"	38"	23"	26"	25"	25 1/4"	4"	29 3/4"
12	35"	38"	25"	28"	28"	28 1/4"	4"	32 3/4"
14	39"	42"	27"	30"	28"	28 1/4"	5"	33 1/4"
16	39"	42"	27"	30"	30 1/2"	30 3/4"	5"	36 1/4"
18	44"	47"	28"	31"	30 1/2"	30 3/4"	5"	36 1/4"
20	47"	50"	31"	34"	30 1/2"	30 3/4"	5"	36 1/4"

* All dimensions nominal.



POLY BOX TRUCKS

Rectangular in shape, the Dandux Poly Box Trucks, Series 51-1600 (16, 18 and 24 bushel) and Series 51-1605 (32 bushel), give you the optimum in usable cube compared to any truck of similar capacity. The rectangular shape makes it easy to stack boxes and packages, folded linens and towels... and the merchandise stays stacked in transit without tilting over.

Another special feature: broad, flat, vertical sides that disperse impact when the truck is pushed against a swinging door.

Four sizes of Poly Box Trucks are available: the 24 bushel size has metal reinforcement to prevent bulging under heavy loads. This Truck is an effective no-rust extractor truck replacing open face wire mesh trucks.

Two caster combinations available: all swivel (Style 20) or 2 stationary, 2 swivel (Style 60), both corner pattern. Casters are top quality rubber with thread guards. Caster size and truck dimensions shown in Table 16.

Poly Box Trucks are available in six colors: red, green, yellow, gray, blue and natural (soft white). Custom colors available, minimum quantities may apply. All trucks nest to approximately 1/3 their depth.

Option: a white nylon cover with an elastic band (Series 40-87).

When ordering, specify series number, bushel size, color, caster combination, quantity, and options desired.

Table 16 – Box Trucks

VOLUME BUSHELS	DIMENSIONS*						CASTER SIZE	OVERALL HEIGHT
	L (TOP)		W (TOP)		DEPTH			
	ID	OD	ID	OD	ID	OD		
16	39 1/2"	42"	25 3/4"	28 1/4"	28"	28 1/4"	5"	35"
18	50 1/2"	53"	25 1/4"	28"	25 3/4"	27"	5"	34 1/2"
24	53 3/4"	56 1/4"	29 3/4"	32 1/2"	30"	30 1/4"	5"	36 1/2"
32	72 1/2"	76 1/2"	36 1/2"	40 1/4"	25"	25 1/4"	6"	32 1/2"

* All dimensions nominal.



POLY FLARE TRUCKS

The Poly Flare Truck is a jumbo, sturdy, easy-to-manuever vehicle. It's ideal as a laundry extractor truck, for moving piece goods, dry chemicals, parts or bulk items.

Two types of Poly Flare Trucks are available: (1) Heavy-Duty (Series 51-3400) with metal reinforcement along the girth. (2) Extra Heavy-Duty (Series 51-3500) with metal reinforcement along the girth and under the lip.

Both size Poly Flare Trucks are available in six decorator colors: red, green, yellow, blue, gray and natural (soft white).

Dimensions and caster sizes shown in Table 17.

Two caster combinations available: all swivel (Style 20) or 2 stationary, 2 swivel (Style 60), both corner mounted. Casters are hard rubber with thread guards.

Options: a drain plug or drain with hose.

When ordering, specify series number, color, caster combination, quantity and options desired.

Table 17 – Flare Trucks

SERIES NUMBER	BU	DIMENSIONS*						CASTER SIZE	OVERALL HEIGHT
		L (TOP)		W (TOP)		DEPTH			
		ID	OD	ID	OD	ID	OD		
3400	24	58 1/2"	64 1/2"	34 1/4"	41"	24 1/4"	24 1/2"	5"	31"
3500	24	58 1/2"	64 1/2"	34 1/4"	41"	24 1/4"	24 1/2"	6"	32"

* All dimensions nominal.



POLY STEP TRUCKS

The Poly Step Truck, Series 51-1500 (12 bushel) and Series 51-1505 (18 bushel), is another quality Dandux product with a variety of uses... everything from moving bulk powders to handling a sling full of wet laundry.

The truck is seamless with rounded surfaces, making it easy to clean. Truck resists bulging under heavy loads, thanks to built-in reinforcement ribs.

Another special feature: broad, flat vertical top panels that disperse the impact when the truck is pushed against a swinging door. That extra impact resistance translates into long life for your investment.

Two caster combinations available: all swivel (Style 20) or 2 stationary, 2 swivel (Style 60), both corner mounted. Casters are top quality rubber with thread guards. Caster size and truck dimensions shown in Table 18.

The Poly Step Truck is available in six decorator colors: red, green, blue, yellow, gray and natural (soft white). An optional cover, white nylon with an elastic band (Series 40-87) is also available.

When ordering, specify series number, bushel size, color, caster combination, quantity and options desired.

Table 18 – Step Trucks

VOLUME BUSHELS	DIMENSIONS*						CASTER SIZE	OVERALL HEIGHT
	L (TOP)		W (TOP)		DEPTH			
	ID	OD	ID	OD	ID	OD		
12	33 1/2"	35 1/4"	21 1/2"	24"	28"	28 1/4"	5"	34 1/2"
18	42"	44"	28"	30"	31"	31 1/4"	5"	37"

* All dimensions nominal.



DANDUX TILT TRUCKS



DANDUX TILT TRUCKS SAVE YOU TIME, SAVE EFFORT . . . SAVE MONEY!

Collection

For ease of collecting, moving and dumping material, there's no hand truck that rivals the rugged, long-lasting Dandux Tilt Truck. That includes waste material, powders, slurries . . . even concrete!

With extra large wheels, the tilt truck is easy to maneuver in tight, narrow spaces. The truck glides smoothly, quietly over concrete, macadam . . . yes, even over high pile rugs and door sills. Ease of movement saves time, saves effort, saves money!



Covering

A one-piece, optional hinged cover is available to help meet sanitary requirements. The operator fills up one end of the truck, then the other, without having to lift the entire lid off at every collection point. Ease of covering material saves time, saves effort, saves money!

Dumping

For example, disposal of waste and refuse into a compactor or dock container is simple, quick. No ridges to catch or hold material. Speed and thoroughness of dumping saves time, saves effort, saves money!

Economy

No question about it . . . The Dandux Tilt Truck is the most cost effective, durable truck available to quickly collect and dump material at your facility.

Dandux Tilt Truck bodies are rotationally molded with top quality polyethylene resin. They have a seamless, non-stick surface that won't corrode; the frame is welded tubular steel with rust resistant black metal finish. Frame and body are easy to clean.

Range of Colors:

Gray, as shown on this page, is the most frequent body color. However, with Dandux Tilt Trucks you can select from one of 5 basic colors for your Tilt Truck body: yellow, red, blue, green and natural (soft white).

Most suppliers of tilt trucks offer one or two colors; with Dandux, an array of colors is available to you at no extra charge!



When ordering, specify series number, color, quantity and options desired.

SPECIFICATIONS — TILT TRUCK



Standard and heavy-duty bodies can be released from frame by one person for extra cleaning, or replacement.



Standard and heavy duty trucks have one piece frame with built-in push bar; Utility series, push bar attached to liner.



Jumbo wheels make trucks easy to push over shag rugs, sills, rough surfaces.



Dandux trucks are perfect for movement of any bulk product . . . chips, powders, slurries and food products.

TABLE 19 — ONE-HALF CUBIC YARD TRUCK

13.5 cu', 100 gallons

Dimensions Top O.D. 52" x 26", depth I.D. 30½", overall height 36"

Series	Description of Truck	Other Data
52-1001	UTILITY metal frame base; push bar	2-10" wheels 2 rear casters, 300 lbs. cap.
52-1003	STANDARD metal frame w/push bar and lip reinforcement	2-10" wheels 1 rear caster, 750 lbs. cap.
52-1005	HEAVY DUTY metal frame w/push bar, lip and girth reinforcement	2-10" wheels 2 rear casters, 1,200 lbs. cap.
52-0111	COVER gray poly; fits ½ cu. yard truck only	Optional—one piece hinged in center
52-1021	LINER replacement	Fits ½ yard tilt truck frame only
52-0131	PUSH BAR for utility truck only	Attached to replacement liner

TABLE 19 — ONE CUBIC YARD TRUCK

27 cu', 200 gallons

Dimensions Top O.D. 66½" x 31", depth I.D. 35", overall height 42"

Series	Description of Truck	Other Data
52-2001	UTILITY metal frame base; push bar	2-12" wheels 2 rear casters, 750 lbs. cap.
52-2003	STANDARD metal frame w/push bar and lip reinforcement	2-12" wheels 2 rear casters, 1,000 lbs. cap.
52-2005	HEAVY DUTY metal frame w/push bar, lip and girth reinforcement	2-12" wheels 2 rear casters, 2,000 lbs. cap.
52-0211	COVER gray poly; fits one cu. yard truck only	Optional—one piece hinged in center
52-2021	LINER replacement	Fits 1 yard tilt truck frame only
52-0131	PUSH BAR for utility truck only	Attached to replacement liner

TABLE 19 — TWO CUBIC YARD TRUCK

54 cu', 400 gallons

Dimensions Top O.D. 83" x 47", depth I.D. 43½", overall height 50½"

Series	Description of Truck	Other Data
52-3003	STANDARD metal frame w/push bar, lip reinforcement	2-12" wheels 2 rear casters, 1,800 lbs. cap.
52-3005	HEAVY DUTY metal frame w/push bar, lip and girth reinforcement	2-12" wheels 2 rear casters, 2,300 lbs. cap.
52-3021	LINER replacement	Fits 2 yard tilt truck only

DANDUX SORTING SYSTEM



Dandux Sorting System is the optimum way to hand sort everything from mail, to small packages, to soiled garments or linen to returned merchandise.

Frame which holds a fabric bag is made of high tensile electro-welded spring steel with hardwood runners. It's available in 2 standard modes: (1) Frame without casters (Series 40-8431). (2) Frame with 3" casters, all swivel (Series 40-8431C). Dimensions shown in Table 20.

The optional white fabric bag (Series 40-8430) has a reinforced hem which fits over the spring steel frame; tension from the frame keeps the bag open. The metal frame will also hold standard polyethylene garden or trash bags.

Option: multiple frames on a common base with or without casters.

When ordering, specify series number for single frame and bag plus quantity of each. Multiple frames, with or without casters, are priced on request. Minimums may apply.

Table 20 – Sorting System

ITEM	DESCRIPTION	SERIES	VOLUME BUSHELS	DIMENSIONS, TOP OD*			O.H.
				L	W	D	
BAG		40-8430	4	22"	13"	32"	—
FRAME		40-8431	4	22"	13"	32 1/4"	33 1/4"
FRAME		40-8431C	4	22"	13"	32 1/4"	36 1/2"

* All dimensions nominal.

SHIPPING HAMPERS

The Dandux Shipping Hamper, with a one-piece plywood top, is used to protect valuable merchandise from dust, dirt and pilferage. Examples: work in process and finished goods in the garment industry, costumes and uniforms for theatrical groups, sport teams, boxed or soft goods.

There are two basic types of Shipping Hampers: (1) Wooden top, permanently hinged (Series 40-200). (2) Wooden top, detachable (Series 40-205). Tops are secured with hasps, can be padlocked. The hamper body is available in white canvas or yellow Glosstex. Each has handles plus a pocket on one end for shipping tickets. Hampers can be stacked or nested. Dimensions, Table 21.

Table 21 – Shipping Hampers

VOL. BU.	DIMENSIONS, TOP ID*			OVERALL HEIGHT
	L	W	D	
6	30"	20"	20 1/2"	23"
8	34"	22"	23"	25 1/2"
10	36"	24"	25"	27 1/2"
12	36"	26"	27 1/2"	30"
14	40"	26"	27 1/2"	30"
16	40"	28"	30"	32 1/2"
20	48"	32"	30"	32 1/2"

* All dimensions nominal.

Options: A range of caster sizes and patterns, snap-on chains to secure tops, lock rods, steel corner plates for extra protection of top corners. There are 2 optional alternates to the one piece wooden top: (1) a two piece wood top split in center length wise with four hinges (Series 40-260). (2) A fabric top sewn along one side and secured on the other side with leather straps (Series 40-305). Minimums apply.

When ordering, specify series number, bushel size, fabric type, quantity and options desired.



40-200

PLATFORM LIFTS



Platform lifts are an efficient device to keep materials in a truck moving upwards toward the top as the load decreases. They're ergonomically sound, eliminate the need for operators to bend over, leaning into the truck or basket.

Dandux offers three basic types of platform lifts:

- (1) Plywood, 4 metal springs covered with canvas fabric plus "S" hooks. Sizes available to fit all fabric baskets and trucks from 6 thru 24 bu. (Series 40-890).
- (2) Metal frame enclosed in white canvas or yellow Glosstex, 4 white canvas covered metal springs plus "S" hooks. Fits all fabric baskets and trucks from 6 to 24 bu. (Series 40-897). For Poly Taper Trucks (51-1100, 51-1200), the lift uses shock cords and "S" hooks (51-0218).
- (3) Metal frame covered with rigid white plastic, 4 shock cords plus "S" hook (Series 51-01271). Fits Poly Taper Trucks.

When ordering, specify series number, bushel size of truck, and quantity.

SPECIALIZED PRODUCTS



Work Bench

(40-900) Sturdy spring steel construction. Choice of white canvas, yellow Glosstex work surface. Four sizes available.

Table 22 – Work Bench*

STYLE	L	W	H
1	33"	18"	18"
2	33"	18"	16"
3	30"	18"	16"
4	27"	18"	16"

* Dimensions nominal.



Round All-Purpose Basket

(40-1075) Spring steel frame, heavy weight white canvas body & handles. Two sizes available.

Table 23 – Basket*

BU.	DIAM. ID	HEIGHT (IN-SIDE)	HEIGHT (OUT-SIDE)
1 1/4	18"	13 1/4"	15 1/4"
1 1/2	18"	16"	18"

* Dimensions nominal.

POLY TANKS

Dandux tanks (Series 51-5000) are made of top quality polyethylene resin, rotationally molded. Tanks can be made in a variety of shapes and sizes—cylindrical, rectangular, flat or cone bottom, ribbed or smooth wall, open top with cover or closed top with bung.

Options include a range of hardware, drains and stands, 5 decorator colors... red, green, blue, gray and yellow, plus natural (soft white) for observing content level. Custom colors available, minimum quantities may apply.

One example, shown on the right, is a heavy-duty napping tank with metal dolly used in dyeing textiles. Tank dimensions shown in Table 24.



Table 24 – Poly Tank

SERIES	DESCRIPTION SHAPE LIP	VOLUME GAL	CU FT	DIMENSIONS*			OVERALL HEIGHT	CASTER SIZE
				DIAM (TOP) ID	OD	DEPTH ID		
51-5025	Cyl. Curled	190	25	35"	39"	45"	51"	5"
51-5030	Cyl. Curled	225	30	39"	43"	43"	50 1/2"	6"
51-5040	Cyl. Curled	300	40	45"	49"	45"	52 1/2"	6"

*All dimensions nominal.



FIBERGLASS TRUCK

The Dandux Fiberglass Truck (Series 45-850) is made from strong reinforced fiberglass. It has a smooth, white interior, molded-in hardwood caster boards. The truck is ideal for laundries to pick up, sort and process linens; it's easy to clean and sanitize.

Truck dimensions and caster sizes shown in Table 25. Standard caster patterns: all swivel (Style 20) or 2 swivel, 2 stationary (Style 60), both corner mounted. Casters are top quality rubber with thread guards.

Standard colors: inside, white only; outside, light blue. Optional colors available for color coding or matching decor. Minimum order six trucks per bushel size per color.

Other options: a heavy-duty vinyl bumper to protect top rim, hose assembly for drainage, separate wooden rack that fits inside truck bottom to facilitate drainage, white fabric cover with elastic band (Series 40-87), other size casters, flame resistant fiberglass material which meets ASTM-D-635-77 test (Series 45-850F). Minimum six trucks per bushel size.

When ordering, specify series number, bushel size, quantity and options desired.

Table 25 – Fiberglass Trucks

VOLUME BUSHELS	L (TOP)		DIMENSIONS*		W (TOP)		DEPTH ID	CASTER SIZE	OVER- ALL HEIGHT
	ID	OD	ID	OD	ID	OD			
6	30"	32"	20"	22 1/2"	20 1/2"	21 3/4"	21 3/4"	2 1/2"	24 1/2"
8	33 3/4"	36"	21 1/2"	23 3/4"	22 3/4"	23 3/4"	23 3/4"	3"	26 3/4"
10	35 3/4"	38"	24"	26"	22 3/4"	24"	24"	3"	27"
12	35 1/2"	37 1/4"	25 1/4"	27 1/4"	27 1/4"	28 1/2"	28 1/2"	4"	33 1/2"
14	40"	42 1/2"	28"	30 1/4"	27 1/2"	28 3/4"	28 3/4"	4"	33 3/4"
16	40"	42 1/2"	28"	30 1/4"	30"	31 1/2"	31 1/2"	4"	36 1/2"
20	44"	46"	32 1/4"	34 1/2"	32 1/2"	33 3/4"	33 3/4"	4"	38 3/4"


* All dimensions nominal.

CASTER PATTERN

STANDARD PATTERNS



Style 10^{*}
Two stationary,
Two swivel,
diamond pattern.



Style 60
Two stationary,
Two swivel,
corner pattern




Style 20
Four swivel,
corner pattern

SPECIAL PATTERN



Style 40^{*}
Four stationary,
diamond pattern



Style 80
Four Swivel
Two stationary


C.R. Daniels offers four basic caster patterns to suit specific needs: Styles 10, 20, 40 and 60. Style 80, with 6 casters, available on request. Some trucks available in Style 20 and 60 only.

When ordering trucks, be sure to specify caster pattern.

If you have any questions on casters or caster patterns, don't hesitate to call the Dandux Customer Service Department, 1-800-638-7817.

*Styles 10 and 40 have 1/4" shim as standard to provide a tilt. Also available: a shim to produce 1/2" tilt or no shim at all.

CUSTOM PRODUCTS TO FIT YOUR SPECIFIC NEEDS



Specialized Poly Trucks



Specialized Fabric Truck




Plastic Trays


C.R. Daniels is one of the nation's largest manufacturers of custom-made products involving fabrics, plastics or metal—or combinations of all three! For example . . .

If your needs require a truck or container not covered by the 300 plus sizes and shapes shown in this catalog, or one that needs special attachments or hardware, give us a call. In all probability, we can make it in metal, fabric or plastic . . . or a combination of all three. Some recent examples of custom products are shown on left.

Prime reasons for success in custom-made products: know-how in design, experience in manufacturing plus extensive capabilities all under one roof! Capabilities include such equipment as ultrasonic sewing, heat sealing, welding metal, machining, painting, stamping, rotational molding, vacuum forming and Unifuse molding. Next time you need a custom-made product . . . be it a truck, tank or tray . . . call C.R. Daniels. Take full advantage of the time and money saving opportunities working with an experienced, competent single source of supply.



Tote Box Cart



Plastic Pallets



Shredding Truck

Specialized Poly Truck fits precise contours of an assembly line to collect residuals.

Specialized fabric truck with open side plus lift for easy access by operator.

Plastic trays interlock to protect tape reels in production, transit and storage.

Plastic pallets designed to hold specialized products in specialized environments.

Shredding truck to transport cancelled checks, documents to centralized shredder.

Tote box cart with modular boxes. C.R. Daniels makes metal carts, dollies and plastic boxes.

CATALOGS COVERING OTHER DANDUX MATERIALS HANDLING PRODUCTS



Specialized Containers




Standard Boxes



Fabric Containers



Wire Shelving



Conveyor Belting

In addition to trucks, baskets and hampers shown in this catalog, C.R. Daniels offers a wide range of products for materials handling. For example:

- **Specialized Containers** — plastic containers and OEM parts made by rotational molding or the Unifuse process.
- **Standard Boxes** — nesting, stacking, and modular boxes made by vacuum forming process.
- **Fabric Containers** — sewn products ranging from tiny pouches to jumbo bags and covers.
- **Wire Shelving** — a variety of modular metal components for static and mobile shelving.
- **Conveyor Belting** — OEM and replacement belts for warehouse to food plants to quarries.

If you have requirements in any of the above areas, write or call for the appropriate catalog.



C.R. DANIELS, INC.

3451 ELLICOTT CENTER DR. • ELLICOTT CITY, MD 21043-4191

PHONE: 301-461-2100

• TELEX: 87-825

• FAX: 301-461-2987